



POS News

The Palomar Orchid Society is a non-profit organization dedicated to promoting the understanding and cultivation of both hybrid and species orchids. We welcome members of all levels to join us for orchid fun and learning! Our mission is to promote interest in the appreciation of orchids and to provide an opportunity for their display and the exchange and dissemination of information relating to their culture.

A Monthly Publication

May 2020

President's Message
Page 1

Tips and Tricks
Page 3

Highlighting Orchids
in bloom
Page 4

Spencer's Orchids
Page 5, 6, 7, 8

President's Message

Hello POS Members and Friends,

We hope all our members and friends are safe and healthy and not a casualty of the Corona Virus pandemic. The lockdown and isolation have been difficult for everyone and, hopefully when you receive this Newsletter, the world situation will have improved somewhat. We will all have a better appreciation of the quality of life we have in Southern California.

As stated last month, one mixed blessing of the situation is that we have more time to take care of our orchid collections, more time to divide or repot our plants, test for disease and time to enjoy the beautiful blooms. Some of our members have posted photos of their orchids on Facebook so others can enjoy them, since

they cannot share them at our monthly meetings. Members and friends are welcome to send us pics with names of your orchids to publish in the newsletter until we can reconvene our meetings. Please send them to Alex or Bill.

Please remember there is NO meeting in May. We normally do not meet in May anyway because of the POS auction, which was cancelled due to COVID-19 pandemic. We hope that the situation will improve significantly enough so we can have a June meeting. We will keep you posted on any updates via email communications.

There isn't a lot to report on the Orchid World scene. All conferences and shows have been cancelled, but we believe orchid growers are still fulfilling

mail orders. Our local growers are feeling the financial pinch like most other businesses, but our guess is there will be numerous open houses and sales once life is normalized. In fact, our prediction is that all of retailing, dining, and travel will bounce back with great promotions.

We have not made a decision if our POS Orchid Auction will be rescheduled later this year. The POS Board has not meet to discuss this matter due to the lockdown. More likely than not, we will not have time to plan an alternative date and coordinate the planning before the start of the holiday season. We will need to have an extremely successful 2021 Auction to make up for the lost revenues.

President's Message cont.

As you know, POS is a non-profit Society and normally we do not buy and sell orchid products for our members, such as potting mix, fertilizers, orchids, etc. We are aware of one large society in Los Angeles County that arranged for special pricing on orchid bark by placing a large order with a retail store. While POS is not large enough to obtain special pricing, we have recently made contact with a local manufacturer of Snail Bait for special pricing (approximately 30% below

retail). All of us encounter slugs and snails in our garden so if you are interested, contact Bill Wong at the June Meeting and he can coordinate a purchase on behalf of POS. Product sizes vary from 1 pound, 2 pounds, 3 pounds, 5 pounds and 25 pound bags. POS will make the purchase and pass any savings onto our members.

Please continue to refer to the AOS website and POS website for things to do for your orchids during the upcoming months. We will publish an

updated May 'To Do' list in this newsletter for your convenience.

In closing, both of us hope all of our members and friends remain well, upbeat and optimistic about the future. As always Bill and Alex are available to listen to your suggestions, questions and concerns. Please call Bill at 760-931-0502 or Alex at 760-529-5814. Bill's e-mail is billtcwong@att.net and Alex's e-mail is anadzan@mac.com.

2020 POS Officers

Co-President: Alex Nadzan & Bill Wong

Co-1st Vice President/Programs: Tom Wisniewski & Alex Nadzan

2nd Vice President/Raffle: Jerry Spahn & Jim Anderson

3rd Vice President/Membership: Trudy Ibbetson

Secretary: Sandy Sandquist

Treasurer: Vidya Sirsi

1st Year Trustees: Judy Dyer, Debra Funakoshi & Stewart Walton

2nd Year Trustees: Steve Redmond, Suzi Sandore and Cher Whelan

Newsletter Editor: Susan Johnston

Website Editor & Publicity: Helge Weissig

Facebook Editor: Debra Funakoshi

Instagram Editor: Geradeen Sanitiago

Contact Us:

Palomar Orchid Society

PO Box 130774, Carlsbad CA 92013

Email

newsletter@palomarorchid.org

Online

palomarorchid.org

facebook.com/palomarorchid

[@palomarorchidsociety](https://www.instagram.com/palomarorchidsociety)

(Instagram)

[flickr.com/groups/palomarorchid/](https://www.flickr.com/groups/palomarorchid/)

Tips and Tricks

From Ken Campbell:

I'm always on the lookout for something to make my orchid life easier, and here's something that really does just that... It's a swivel for the sprayer at the end of my watering wand. I leave it straight for most plants, and then bend it down ninety degrees to water the plants that live toward the top of my greenhouse. It's called a Swivel Hose Connector, by Melnor, and available on Amazon for about \$7. (Note added by Alex, Home Depot also offers a similar hose swivel by Swan for essentially the same price).



From Alex Nadzan:

For those of you who are actively repotting or dividing your orchids, sometimes it is desirable to secure a newly repotted orchid with an upright stake as show below (left) to prevent the pseudo bulbs that are producing the new, delicate roots from being damaged by wind movement. Also one can stabilize a plant in the pot by drilling two holes in the pot opposite to one another and inserting a coated metal or a wooden rod just above the rhizome to stabilize the plant until new roots take hold. This works particularly well when using shallow pots or bulb pans for *L. anceps* or *C. intermedia* and related hybrids. See the pic below (right).




Should any of our POS members or friends want to share their own tips or tricks, please send them to Bill Wong or Alex Nadzan and we will include them in the next NL.

Highlighting Interesting Orchids in Bloom

Last month Alex highlighted his first cattleya that was in bloom at the time. Since the last few months have been the primary blooming season for cymbidiums, Alex will feature one of his favorite cymbidiums, Cym. Persian Bronze 'Barbara', that was purchased from a San Diego County Cymbidium Society Auction in 2015, donated by Rudvalis Orchids for the auction. Cymbidium Persian Bronze (Cym.Red Beauty x Mighty Mouse) was registered by Geyserland in 1989. The cultivar 'Barbara' was cloned by Rudvalis Orchids and used for one of their cut flower offerings, which is still available today as listed on their website. It is a beautiful large, orangish bronze colored cymbidium with several flowers per stem (see pic below). This year's blooming was not optimal as in previous years, likely due to the heavy rains this spring and it only produced one inflorescence as opposed to several in previous years.

A couple of years ago I visited Barbara Rudvalis and she mentioned to me that in the cloning process of Cym. Persian Bronze 'Barbara' she obtained a couple of mutants that were interesting and asked if I wanted to purchase divisions of them. Of course, I could not say no to her as she

has been very generous to our society in the past and I am always interested in unusual orchids. As many of you maybe aware, that cloning of an orchid sometimes produces tetraploid or other mutant progeny as a result of the cloning process and, in this case, cloning produced at least two interesting mutants, Cymbidium Persian Bronze 'Barbara' (mutant) and Cymbidium Persian Bronze 'Carmen", as highlighted below. I find them intriguing and hope that you do too. I'm definitely planning to keep both of them and grow them out to more mature plants. Perhaps I will have a few divisions to donate to our auction next year or to sell at one of our silent auctions at a future meeting. Keep you eyes out for them!



Cym. Persian Bronze 'Barbara'

Orchids in Bloom cont.




Cym. Persian Bronze 'Barbara' (Mutant) and close up of the flower




Cym. Persian Bronze 'Carmen' and close up of the flower

Spencer's Orchids



Angcm Crestwood 'Rising Star.'



Cym. Sleeping Beauty X Cym. Beau Guest

POS MEETINGS CANCELLED FOR MONTHS OF MAY & JUNE

General Meeting Information

The Palomar Orchid Society regularly meets the FIRST WEDNESDAY of every month at 6:30 pm at the Conference Center at Lake San Marcos (1105 La Bonita Dr., San Marcos, CA 92078).

Traveling on State Route 78, take the Rancho Santa Fe exit and head South. The entrance to the Lake San Marcos Resort is on your left about a 1/4 mile and South of the San Marcos Blvd. intersection. Traveling on I5 South from Oceanside and North Carlsbad, take the Palomar Airport exit and turn right onto Rancho Santa Fe after about 7 miles. Traveling North on I5 from South Carlsbad and Encinitas, for example, take the La Costa Ave. exit and turn left onto Rancho Santa Fe. The entrance to the resort will be the first right after the fire station in San Marcos.

Inside the resort at the first "T" intersection, turn left on San Marino Drive. At the next 4-way STOP, turn right on La Bonita Drive. Proceed ahead for one block on La Bonita. The conference center will be on the left and there is plenty of parking in front.

Spencer's Orchids



Cym. Ruby Pendant



Cym. Pee Wee



Cym. Bulbarrow 'Waikane



Rhy. gigantea

April To Do List

General

- Increases in day length and drastic changes in light levels this month may require repositioning of plants to avoid overexposure to sun. Although cattleyas, dendrobiums and cymbidiums thrive in high light levels, phalaenopsis, miltonopsis, masdevallias and other lower light plants can easily burn. For most orchids, one wants to have light grassy green leaves. Dark green leaves suggest too little light, while yellow colored or red tinted leaves usually indicate too much light.
- Increasing winds result in additional dust build up on your orchid leaves. This provides the perfect environment for harboring mites. Treat accordingly.
- As your flower spikes grow taller avoid changing the orchids orientation to the light to avoid flowers being twisted on the stems. For paphs, do not stake too early or the stems will not be as strong and flower will be in "nodding" position.
- May should be the height of growing and repotting season as new roots emerge from pseudobulbs or fans. Try to repot when roots are small and just beginning to emerge in order to minimize damage to soft tissues and avoid transplant shock, giving plants a head start in the growing season.
- Repot when orchids have begun to over grow their pots and/or when media has started to break down. Also consider repotting plants that have been in pots for 2 or more years and are existing, but not thriving. Repotting can revitalize and provide new vigor to such plants.
- The repotting process can be overwhelming so set aside plants and repot a few every day to ease the process.
- As you repot and divide your plants, set aside any extra divisions as donations for the POS auction or for silent auction at the meetings. It will prevent overcrowding of your benches and make someone else happy to get a piece of your prized plant.
- Follow good hygiene practices as outlined last month to minimize transmission of pests and viruses.
- During warm weather, pests and diseases can proliferate very quickly and spread throughout the collection. Carefully inspect plants and treat early to minimize spread.
- Cautiously use any pesticide, fungicide or chemical. Always use the lowest prescribed dose and avoid spraying flowers and buds unless you are spraying for thrips, since thrips tend to hide in the flowers and crawl into the buds. Recommended dosing for orchids can usually be found on the manufacturer's website. More details on specific genera can be found on the AOS website and on the St. Augustine Orchid Society website.

Indoors and Greenhouse

- Address higher light levels by adding shade cloth or painting with shading compound to avoid burning sensitive plants.
- Continue to provide good air circulation for indoor plants to discourage diseases and pests such as mealy bugs. Treat early to avoid spreading to other plants.
- Increase watering and fertilizer to accommodate the growth spurt during this period. Avoid over fertilizing to minimize root damage and growth of soft growths. Keep to one half to one fourth the recommended amount on the package.



BLC. Sunspots X Kathrine Clarkson



C Easter Parade 'Lise



C. intermedia Álba



Ctt. Blazing Treat

**Jerry and Anita
Spencer's April
Orchids in bloom**



Cum. Bulbarrow 'Waikane' #2

Ken Campbell Photos



C. Moonlight Dream



C. Summer Spot




C. Memoria Chuang Wen-Hsien




Slc. Circle of Life 'Crossroads'

Alex Nadzan Photos



Z. Kiwi Korker 'Kutie' AM/AOS

XPbt. Copper Queen 'Yellow Bird'




C. Janice Evans 'Sweet Sixteen'

Bill Wong Photos



Cym. LenSouthward 'Tranquility' HCC/AOS



Cym. Mighty Remus Cabernet

Stephen Redmond Photos



D. chrysotoxum



Sarc. Zoe 'SB' x Sarc. Kulnura
Dazzle 'Big Purple'



Lc. Santa Barbara Sunset
'Showtime' HCC/AOS